


The Original

Snagaway

LURE SAVER KIT

- Vice grip action locks onto all types of tackle — pulls lures free from rocks, stumps and weeds.
- Nearly pays for itself the first time you use it!
- Saves your favorite "hot lure" — You'll catch more fish, and have a better time fishing!


Guaranteed!



SLIDES DOWN YOUR LINE AND GRABS YOUR LURE!

Reel Assembly

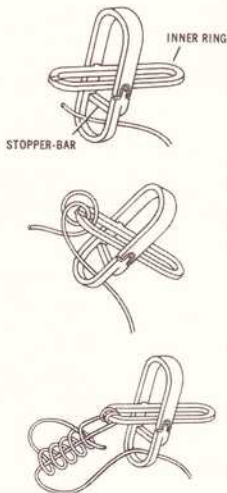
1. Remove retriever from reel face.
2. Hold Snagaway reel case in one hand, and with fingers and thumb of the other hand on the rim of the reel spool, pull releasing spool from case.
3. Thread line through hole located on either side of case. Tie end of line around center of spool and snap spool back into case. Wind line on to reel leaving enough line to tie on the retriever.



Tying Line to Retriever

Follow these instructions very carefully!

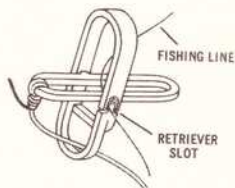
1. (A) Tie line onto inner ring by first threading through the opening under the stopper bar. (B) Then thread line around bottom of inner ring twice as shown below.
2. Make 5 loops around line and insert the end of the line into the first loop and pull TIGHT! To prevent fraying of braided nylon line, singe end of line with a match. Nylon line will stretch and slip, your knot must be tied tightly and tested before each retrieve.
3. To complete assembly, wind line leaving just enough for retriever to reach cavity, and snap retriever back into reel face.



Instructions For Use

1. When snagged, remove retriever from cavity and work your fishing line through the retriever slot so that **THE STOPPER BAR ALWAYS FACES YOU** as the retriever goes down your line.

2. To assist retriever down your fishing line, raise your fishing pole, **KEEPING YOUR FISHING LINE TIGHT** and your Snagaway line **AS SLACK AS POSSIBLE**.



3. You will **KNOW** that your retriever has engaged either a swivel, a leader or the lure when a slight pull meets resistance. A few sharp tugs on your pole, jiggling your fishing line up and down, will enable the retriever to lock on to almost any type of lure or tackle.

4. When the retriever is engaged, pull on the Snagaway line until the hooks spring free. **WARNING:** in shallow water or out of water, the sudden release of your snagged lure may allow an unexpected backlash of the lure and retriever in the direction of the user causing serious injury.

5. Should your retriever fail to engage, simply shift your position a few yards to the left or right and repeat steps 2 and 3.

We highly recommend using strong top quality fastening devices (snaps, rings, swivels and leaders) to ensure that your Snagaway will free your lure, even if it **CANNOT** reach the most desirable position on your lure.

Best results are always obtained when the slope of your fishing line is greatest, and your position is upstream where applicable. Clean and oil your retriever to prevent corrosion.

Snagaway Order Form

Name _____

SHIP TO: (If different than sold to)

Address _____

Name _____

City _____ State _____ Zip _____

Address _____

Daytime Phone (____) _____

City _____ State _____ Zip _____

Evening Phone (____) _____

Daytime Phone (____) _____

Use space above for shipments to a work address and gift orders.

Snagaway Lure Saver Kits are \$14.95 plus shipping and handling. New York State residents must add 8% sales tax. _____ #Ordered _____ S+H/Tax _____ Total

Shipping and Handling Charges:

# of Snagaways	1-3	4-6	7-9	10-12
Zips 00400-29999	\$4.95	\$5.95	\$6.95	\$8.95
Zips 30000-99999	\$5.95	\$6.95	\$8.95	\$9.95
Add \$3.75 per Snagaway for P.O. Box Deliveries				

Send Check or Money Order, along with any fish stories ("...15 minutes before catching a 48 inch, 30lb. pike, I used my Snagaway to save my favorite lure!") to:

Snagaway • P.O. Box 357 • Ghent, NY 12075

The Snagaway Story

We're not sure who purchased the first Snagaway Lure Saver from the late Harry England back in the Spring of 1970. Invoice #002 is made out to the South Lexington Bait Co., of Lexington, NC. Invoices that follow show that fishermen in all 50 states, the Canadian provinces, and in places as far away as Australia were satisfied, happy customers.

After Harry's first exhibit at the American Fishing Tackle Manufacturer's Show, a writer for **Illinois Wildlife**, August 19, 1970 said this about the Snagaway Lure Saver "this is not only a revolutionary new development, but one that fishermen cannot do without. It will save its cost time and time again."

As a "hobby", out of his garage in Garden City, MI, Harry sold nearly 100,000 Snagaways! I bought mine at the 1000 Island Bait Store in 1980. I still have and use it today. Over the years my Snagaway has saved at least \$1000 in tackle. (My Dad bought his in 1972. He's a "Snagmaster" and we've lost track of how much he's saved. On one of his bad days he's been known to grab for the Snagaway about 5 times an hour.)

In mid 1996 we wrote to Harry to find out if he'd be interested in selling his business. We reached a tentative agreement and made plans to travel from upstate NY to Garden City. Shortly before our trip, Harry unexpectedly passed away. He was 77. Just days earlier, his last words to me were, "Brian, you'll never be sorry."

With help from God and much support from family and friends, my wife and I took that leap in faith. Life is too short to live with regrets. We sincerely believe you'll be completely satisfied with your Snagaway Lure Saver and that you'll agree, "it's a must for every fisherman."

Enjoy the fishing!

Brian + Laurel

P.S. Send us your Snagaway stories —

P.O. Box 357, Ghent NY 12075

How the *Snagaway* Works

We guarantee each Snagaway Lure Saver to be free from defect in material and workmanship. All components (nickel plated steel retriever, line and reel) are made in the U.S.A. and/or Canada and are hand inspected for quality.



- PULLS SNAGS FREE
- SAVES YOUR LURE
- SAVES YOUR DAY



don't lose
your favorite
lure

BUY IT!
Guaranteed
TRY IT!

Snagaway, Box 357 Ghent, NY 12075

Printed in the USA